



WESTCYCLE INCORPORATED
ANNUAL REPORT 2016/2017

CONTENTS

ABOUT US	3
MEMBER ORGANISATIONS	4
SPONSORS & PARTNERS	5
CHAIRMAN'S MESSAGE	6
CEO'S MESSAGE	8
KEY ACTIVITIES	10
AUDIT REPORT	22
FINANCIAL STATEMENTS	27

ABOUT US

WestCycle is the peak body for cycling in Western Australia.

We embrace all elements of cycling. We are for long rides and short rides. For riding to work, riding to school, weekend rides, racing, bunch rides, BMX rides, riding at the track, hitting the trails and for quick spins around the block.

We are the industry representative body for cycling to government.

We operate at a strategic level by leading and coordinating the growth and development of cycling in Western Australia. We do this by creating and implementing strategies that will position Western Australian cycling for future success

We work behind the scenes to build the capacity of our cycling organisations.


We advocate and campaign to government on a range of cycling related issues, including road safety.

We are also responsible for the distribution of grant funding received from the Department of Local Government, Sport and Cultural Industries for cycling initiatives.

Our membership comprises of cycling organisations, groups and clubs.

We are a non-profit organisation incorporated under the Western Australian *Associations Incorporation Act 2015*.

We are governed by an independent Board of Directors.



MEMBER ORGANISATIONS

FULL MEMBERS



AFFILIATE MEMBERS



MEMBERS LISTING IS CURRENT AS AT 1 NOVEMBER 2017

SPONSORS & PARTNERS

PRINCIPAL PARTNER & SPONSOR



PROGRAM PARTNERS



EVENT PARTNERS



WestCycle thanks the generous support of our government sponsors and program partners.

CHAIRMAN'S MESSAGE

Six years have passed since the formation of WestCycle as the State's Peak Cycling Body in 2011. WestCycle is respected and acknowledged as the peak cycling body in Western Australia, representing over 36 Member and Affiliate Organisations and WA's estimated 500,000 weekly cyclists. WestCycle is charged with coordinating the competitive, recreational, transport and advocacy elements of cycling across Western Australia for the benefit of all cyclists.

The 2017 financial year has been one of our most successful with multiple achievements including:

- Clear recognition as the key independent body between government, national organisations and Western Australian cyclists, representing a single voice to all stakeholders
- Led co-ordinated #INVESTinCYCLING advocacy for improved cycling investment leading into the 2017 State Government election campaign
- Worked with the new Labor State Government to obtain infrastructure commitments over the next four years including:
 - Increase PSP funding to \$55m over 4 years (up from \$7m pa previously)
 - Increased RBN and PBN Grants to \$29m
 - An additional \$45m in paths along new major road projects
 - A total infrastructure commitment of \$129m over four years
- Commitment from the State Government to introduce Minimum Passing Distance from the 30th November 2017
- Development of riding "Best Practice Guides" in conjunction with the Road Safety Commission and supported by the Road Trauma Trust Account
- Implementation of year 2 objectives of the WA State-wide Mountain Bike Strategy
- Completion of the WA Cycling Facilities Plan and Cycling Hubs
- Successful delivery of Bike Week three years running and WestCycle's reappointment to deliver Bike Week through to 2019
- Strengthening of CycleSport Western Australia and development of an advanced Racing and Recreational Cycling Calendar for 2017/2018
- Development of key relationships across all facets of WA Government including the Local Government, Sport and Cultural Industries, Transport Portfolio, Parks and Wildlife Portfolio, Police Portfolio, Road Safety Commission and Tourism Western Australia
- Continued implementation of Australian Sports Commission Corporate Governance principles across our member organisations
- Continued implementation of our "shared services model" across WestCycle and our member organisations to generate cost savings and efficiencies.

WestCycle, in partnership with all our member organisations and the wider WA cycling community, is responsible for the leadership role to help achieve the targets within *"Our Bike Path - the Strategic Framework for Cycling in Western Australia from 2014 to 2020"*. We are the recognised voice of Western Australian cyclists to the WA State and Local Government and have facilitated consistent messaging to the public, media and community on cycling matters. WestCycle, including its Board and Staff, have built a strong relationship with the Ministers and Senior Staff of the Departments of Local Government Sport and Cultural Industries, Parks and Wildlife, Transport, Tourism, Police, Road Safety and the Premiers' Office together with multiple community organisations and the media. Going forward we aim to continue to grow and provide a stronger voice on behalf of all cyclists, actively promoting cycling needs and seeking to improve safety.

CHAIRMAN'S MESSAGE (CONTINUED)

We continue to believe that no-one has a monopoly on cycling in WA and that the only way cycling can create a healthier and more active Western Australia is through a unified partnership with all our member organisations and the community at large. We are fortunate to have a very experienced Board of Independent Professional Directors who are all active cyclists and experience first-hand the needs of the cycling community. The Board's dedication, commitment and stability has been unwavering.

We are thankful to the WA State Government for their continued investment in cycling during difficult economic conditions and we acknowledge that many of our member organisations are under considerable financial strain. As the custodian of taxpayer funds we are required to allocate OSP and Grant Funding in the manner which we believe will best achieve the goals outlined within *"Our Bike Path 2014 - 2020"*. We deliberate carefully and spend many hours debating the financial allocations, and whilst we acknowledge everyone would benefit from more resources, we undertake our role in a fair, independent and professional manner taking into account the needs of all our member organisations and WA's cycling community.

On behalf of all Western Australian cyclists we would like to thank the WA State Government for liaising closely with WestCycle and its staff to have the courage to introduce Minimum Passing Distance Legislation from 30 November 2017. WestCycle has consistently driven the advocacy and research to support the introduction of Minimum Passing Distance in WA and we hope this initiative provides another tool to improve the safety of all cyclists.

Again I would like to express my sincere thanks to our member organisations who have supported us so actively throughout the year, my fellow volunteer WestCycle Directors, our tireless and enthusiastic CEO, our dedicated and hard-working WestCycle staff, and the multiple State Government Departments, and all their respective staff who have all provided significant support and guidance throughout the year.

Thank you



NEIL HACKETT

CHAIRMAN



CEO MESSAGE

WestCycle's Vision is for 'Western Australia to have a thriving cycling community that is inclusive and cohesive'. 2016-17 has seen rapid progression for cycling on many fronts as we continue our journey to normalise bike riding and support the 490,000 people that ride a bike on a weekly basis. As a collective group of member organisations, the riding community, directors and staff we have the ability to continue to significantly advance cycling moving forward through a strategic and deliberate approach.

One of the biggest achievements of the year was the way the entire cycling community came together to influence the political agenda leading into the State Election in March. Never before have we harnessed the entire community in the way we did this year and the results are testament to the strategy. The #INVESTinCYCLING campaign brought a strong and united voice from organisations and the community alike that was unavoidable for the political parties, cycling was taken seriously and commitments made that have resulted in significant progression for all those that ride a bike. Western Australia is now the leading state for spend per capita on cycling infrastructure, a point that is worth reflecting on as it was our collective efforts that made this a reality.

WestCycle strives to operate strategically and professionally at all times, whilst not everyone necessarily agrees with this approach and feel we should be negatively antagonising to attain results, the achievements of the last year are testament that our approach is solid, partnerships are the key and we work with stakeholders rather than against them. Having a seat at the table leads to discussions taking place that otherwise would not be possible. We aren't afraid to be bold when required and this can be achieved respectfully by building trust with those we seek to influence.

I'm proud to present our Annual Report this year as it outlines the significant amount of work that has been put in by the WestCycle team and our partners. We are fortunate to have a team of passionate experts coming into work everyday with a mindset of delivering for the cycling community. It can be a thankless task, it can be difficult to please everyone all the time but our team is steadfast in achieving our goals and I would personally like to acknowledge each and everyone of the WestCycle team:

Cameron Wong – Group Marketing Manager; Joe McCarthy – High Performance Manager; Glenn te Raki – Event Activation Specialist; Peta Demidenko – Mountain Bike Manager; Philip Taylor – Transport and Safety Manager; Angelina Fong Lim – Project Manager; Francis Curro – Project Coordinator; Kate Davies – Office and Marketing Assistant; Toni Johnson – Bookkeeper; Carina McMillen – Munda Biddi Volunteer and Events Coordinator; Keith Mickan – Munda Biddi Office Volunteer; Julie Petersen – Munda Biddi Office Volunteer; Lorin Iredell – Munda Biddi Office Volunteer

I would also like to take this opportunity to acknowledge two of the longest serving WestCycle staff that have since moved to new opportunities. Sarah Smith and Toby Hodgson were both involved with WestCycle in the very early days of the organisation. The entire cycling community has a lot to thank them both for and I wish them the best of luck in the endeavors outside of WestCycle.

Looking across all disciplines and Members it is hard to argue that cycling isn't continuing to strengthen. Yes economic times may be difficult still but this continues to present opportunities and we must continue to stay focused throughout these times so we are in an even stronger position when the economy rebounds. At present we are very reliant on government funding, which we are eternally grateful for, however we need to evolve and become financially sustainable. In order to do this we continue to challenge the way we operate, look to capitalise on opportunities and structure our organisation for commercial growth. Cycling gives sponsors and partners a unique opportunity to access a wide demographic of people in Western Australia and we are more focused than ever on creating assets with commercial value so we can reinvest back into programs, our Members, staff and outcomes for the riding community.

CEO MESSAGE (CONTINUED)

I would like to make special mention of the Department of Local Government, Sport and Cultural Industries who continue to support cycling through WestCycle. This year we saw Director General, Ron Alexander leave the Department after an enormous length of service. No single person has been more responsible for the significant role that sport plays in the daily lives of West Australians than Mr Alexander and we thank him for his significant service to the cycling community. I would also like to thank Jacqui Jashari, her guidance and advice is second to none and we are very grateful for the continued support she provides WestCycle and our Members.

The Board of WestCycle are unwavering in their support of cycling and the WestCycle team. We have nine incredible Directors who volunteer their time for the community. Neil Hackett (Chair), Kellie Lewis (Deputy Chair), Gary McGrath, Brad Pettitt, Jane Cutler, Hayley Lawrance, Rod Annear, Paul Lavery and Mike Rendell, I thank you for your ongoing support and commitment.

WestCycle has many exciting projects on the horizon and I look forward to another year of working with our Member and affiliate organisations to achieve these.

MATT FULTON
CHIEF EXECUTIVE OFFICER



KEY ACTIVITIES

OUR BIKE PATH: A STRATEGIC FRAMEWORK FOR CYCLING IN WESTERN AUSTRALIA

‘Our Bike Path: A Strategic Framework for Cycling in Western Australia’ continues to guide WestCycle on a daily basis. The document forms our guiding principle on everything from how money is distributed to Members through to our priorities and focuses. The plan is not about any one cycling organisation, discipline or government agency. It’s a plan for all forms of cycling and for everyone associated with developing and supporting bike riding in Western Australia: our clubs, cycling groups, local councils, government agencies, volunteers, administrators and riders.



THERE ARE EIGHT TARGETS WITHIN OUR BIKE PATH:

- 1. PARTICIPATION**
To get over 1 million Western Australians regularly riding by 2020

2. TRANSPORT
For cycling to achieve a transport mode share of 5% by 2020

3. FEMALE PARTICIPATION
To reduce the disparity between men’s and women’s participation in cycling

4. CHILDREN’S PARTICIPATION
To move the % of kids riding to school closer to the levels of the 1970’s

5. SAFETY
To reduce the number of serious bicycle injuries every year
- 6. IMAGE**
To dramatically improve community perceptions of cycling as a safe and enjoyable activity

7. INFRASTRUCTURE
To increase the number of cycling infrastructure facilities in metropolitan and regional WA (includes cycle paths, mountain bike trails and cycle sport facilities) every year.

8. SPORTING SUCCESS
To increase the number of Western Australian cyclists winning gold at national championships

KEY ACTIVITIES (CONTINUED)

2017 STATE ELECTION CAMPAIGN #INVESTinCYCLING

The West Australian State Election in 2017 presented a significant opportunity to influence the political agenda on a large scale and it also provided an opportunity for the cycling community to collaborate like never before to put forward a strong and united position to all political parties. Having an aligned set of requests and position proved to be a game changer with all major political parties holding dedicated press conferences to launch their cycling policies. Never has cycling seen the bipartisan level of commitment that we witnessed prior to the State Election and it is testament to how powerful we can be when we have a consistent and unified approach.

In early 2017 all political parties and local candidates received a copy of the cycling communities aligned election asks, this was supported by a well planned and executed media and social media plan to ensure awareness was high with the key decision makers within political parties. There were five broad areas that were identified as key priorities:

- 1. DOUBLE THE INVESTMENT IN CYCLING INFRASTRUCTURE
- 2. ENSURE THE SAFETY OF CYCLISTS
- 3. SUPPORT CYCLING ACROSS MULTIPLE MINISTERIAL PORTFOLIOS
- 4. PRIORITISE CYCLING EDUCATION FOR CHILDREN
- 5. DEVELOP FACILITIES FOR SPORT CYCLING

Below is a summary of the commitments that each party made prior to going to the polls.

	LIBERALS WA ¹		WA LABOR ^{2, 3}		THE NATIONALS WA ⁴	THE GREENS (WA) ⁵
INFRASTRUCTURE	PSP Network	\$80M	PSP Network	~ \$70M	• No specific commitment	• Complete the Perth Bicycle Network as a priority • Implement The Greens 2029 Bike Plan • Complete a vision for an Integrated Bicycle Network for every significant regional community in Western Australia • Fund cycling infrastructure and programs at three per cent of the State Transport Budget • Urgently revise the Metropolitan Region Scheme in conjunction with the Department of Planning • Investigate providing dedicated space on train carriages for bikes and ensure that bicycles can be carried on trains at all times of the day • Require transport impact studies for major developments • Foster local strategic urban redevelopment initiatives to bring workplaces, commercial centres and public transport within walking and cycling range of residences
	Bike Boulevards	incl. above	Bike Boulevards	\$12M		
	Local Gov Grants	\$20M	Local Gov Grants	\$14.66M		
	Scenic Routes	\$24M	Scenic Routes	no specific commitment		
	Hutton St Intersection	\$23M	Hutton St Intersection	incl. above		
	Total Over 4 Years	\$147M	Total Over 4 Years	~ \$96.66M		
	<ul style="list-style-type: none">• \$24 million to create five Scenic Shared Paths: - \$15 million for 30km Indian Ocean Beach Ride - \$3.75 million for 9.5km City to Surf Cycle Route - \$3.5 million for 12km Kings Park Cycle Loop - \$1.5 million for Swan River Cycle Circuit - \$150,000 for Perth Hills Cycling Route• Complete the cycle path along the Mitchell Freeway. The first stage will see \$23 million allocated from the partial sale of Western Power to construct a 1.9km shared path between Hutton Street and Glendalough.• \$80 million to expand the Principal Shared Path network along the Mitchell Freeway and the Fremantle rail line, and Principal Shared Path facilities in the Northlink and Mitchell Freeway projects.• \$20m will also be invested in grants to local governments		<ul style="list-style-type: none">• Increase the funding to the Principal Shared Path Program to \$20 million a year by 2019-20. The Mitchell Freeway PSP will be completed and upgraded as a priority• Increase the grants program for local councils to develop local cycling infrastructure and provide \$14.66 million over four years• Continue to fund the Bike Boulevard program and invest \$3 million each year• Require cycling infrastructure to be considered in all Main Road WA projects• Update planning policies to provide for the integration of cycling infrastructure in new major developments• Organise regular forums with key government departments and local governments to ensure that there is a consistent approach to the planning of cycling infrastructure• Make every new METRONET train station cycle friendly			
SAFETY	<ul style="list-style-type: none">• Support advertising campaigns that educate and build awareness of safe passing distances for vehicles passing cyclists and cyclists passing pedestrians over a 12-month period.		<ul style="list-style-type: none">• A two-year trial of safe passing rules, including trialling a 1 metre safe passing distance in speed zones of 60km/h or less. The trial will be assessed independently and will include an education campaign• Support cycle awareness campaigns• Undertake an awareness and education campaign about bicycle security and investigate a voluntary bicycle registration scheme		• No specific commitment	• Introduce Safe Passing Distance legislation that would require motorists to give a minimum one-metre distance to people on bikes when approaching and passing them. This distance would increase to 1.5 metres in roads zones with speeds above 60km/h

KEY ACTIVITIES (CONTINUED)

	LIBERALS WA ¹	WA LABOR ^{2,3}	THE NATIONALS WA ⁴	THE GREENS (WA) ⁵
CHILDREN'S EDUCATION	<ul style="list-style-type: none">No specific commitment	<ul style="list-style-type: none">No specific commitment, but support for cycle awareness campaigns	<ul style="list-style-type: none">No specific commitment	<ul style="list-style-type: none">Implement the Greens Bike Vision 2029 for new education programs and infrastructure that provide safe routes to every school in PerthEnsure that schools are located so as to enable students to walk and ride to schoolRevive the 'Travelsmart' program and provide funding for other such behaviour change programs
SPORT CYCLING FACILITIES	<ul style="list-style-type: none">No specific commitment	<ul style="list-style-type: none">Support the City of Swan applications for Federal funding for the proposed Regional Open Space Whiteman Park to establish a central hub for sport cycling	<ul style="list-style-type: none">No specific commitment	<ul style="list-style-type: none">No specific commitment, but support increased funding for sports cycling facilities for road, track and BMX
MOUNTAIN BIKING	<ul style="list-style-type: none">\$9.3 million to create mountain bike trails:<ul style="list-style-type: none">\$4.3 million to develop a 70km trail network of national significance along the Collie River and Ferguson Valley and the 25km realignment of the Munda Biddi Trail through Collie\$2.3 million for 45km of new mountain bike trails in the Porongorup National Park\$2.5 million for 40km of new trail in John Forrest and Beelu National Parks\$200,000 for a mountain bike trail network in Neerabup National Park	<ul style="list-style-type: none">Expand Wellington National Park to increase opportunities for recreational activities like mountain biking	<ul style="list-style-type: none">\$24 million over four years to deliver a plan for Regional Mountain Bike Trails and Events Fund to support mountain bike participation and tourism, including:<ul style="list-style-type: none">South West Mountain Bike Hubs in Pemberton, Collie and Margaret RiverGreat Southern Adventure Trails Project, including Valley of the Giants, Porongurup and Torndirrup Trail Centres and Denmark and Albany Trail Hubs.Peel Trails Plan, including trails at Dwellingup, Waroona and BoddingtonNortham Mountain Bike Trail NetworkKimberley & Pilbara Trail DevelopmentExmouth Tourism Trails	<ul style="list-style-type: none">No specific commitment, but support increased funding for mountain biking
CYCLING TOURISM	<ul style="list-style-type: none">\$100,000 will be provided to WestCycle to establish and maintain a guide to cycling in Western AustraliaAs above, mountain bike commitments are structured to drive tourism revenueAs above, \$24 million to create five scenic shared paths	<ul style="list-style-type: none">No specific commitment, but an investment of \$425 million over 5 years to promote WA including highlighting cycling eventsSupport a feature event to showcase Perth Hills road cycling climbs	<ul style="list-style-type: none">No specific commitment, but investment to transform the tourism sector:<ul style="list-style-type: none">\$200 million Regional Tourism Product and Infrastructure Fund\$125 million for Destination Marketing\$75 million for a Regional Events Program	<ul style="list-style-type: none">No specific commitment, but support measures to develop the tourism market through the development of mountain biking tracks and destinations

REFERENCES

1. Liberals WA. [2017]. Perth: A Cycling City. Available at: www.waliberal.org.au

2. WA Labor. [2017]. Wellington National Park. Available at: www.mickmurray.com

3. WA Labor. [2017]. Cycling for the Future. Available at: www.markmcgowan.com.au

4. The Nationals WA. [2017]. Regional Mountain Bike Trails. Available at: www.nationalswa.com

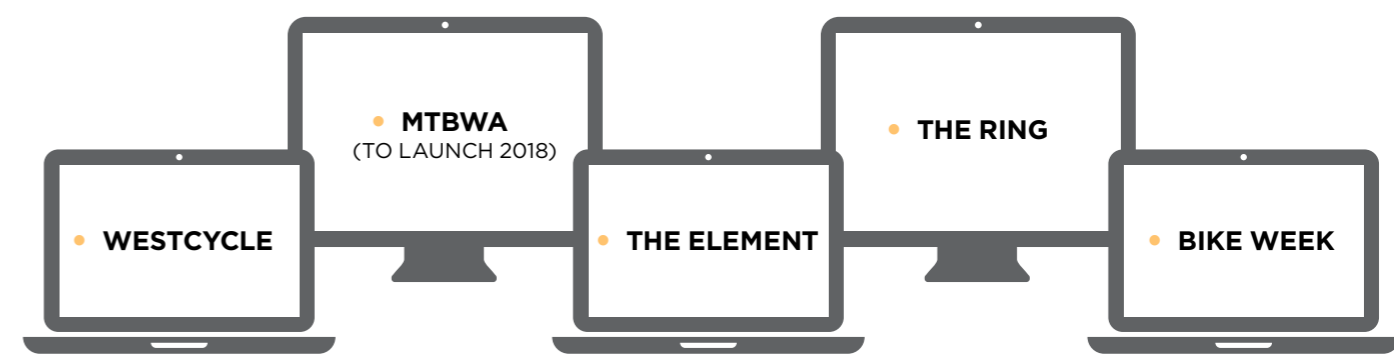
5. The Greens (WA). [2017]. WA State Policies. Available at: www.greens.org.au


KEY ACTIVITIES (CONTINUED)


MARKETING AND MEDIA


With the appointment of a dedicated Group Marketing Manager, Cameron Wong, WestCycle has significantly stepped up our focus on various media channels. This provides a platform to have greater control of the messages put out to the public and removes reliance on traditional media to convey our messages. The level of professionalism throughout our communication has increased dramatically and we are now well positioned to start capitalising on the hard work that has been put in over the last 12 plus months. The new WestCycle website was recently launched, providing far greater functionality and a platform that is scalable for future planned activities.

5 TARGETED WEBSITES:



FACEBOOK
21,279 FOLLOWERS

EDM DATABASE
29,191 SUBSCRIBERS

INSTAGRAM
2,789 FOLLOWERS



NEW WESTCYCLE WEBSITE

PARTICIPATION

CYCLING PARTICIPATION

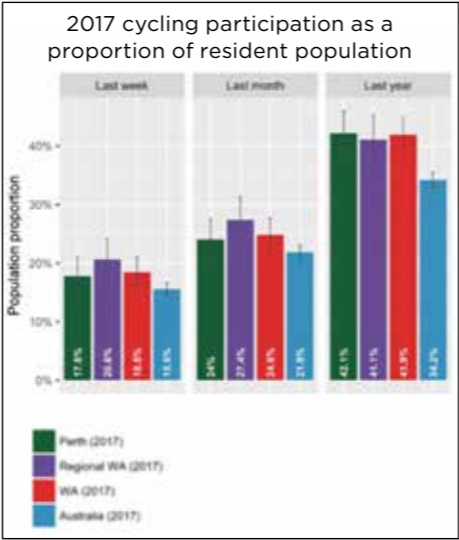
A huge amount of the Western Australian population rides a bike on a regular basis. In fact 41.9% of the population ride a bike each year, equating to over 1 million people. We have seen more and more people getting onto a bike as a form of recreation, transport and sport but to maintain this momentum we need to ensure we are making riding more of an everyday activity. This requires a focus on increasing infrastructure investment, safety measures, education and making communities more accepting of bike riding. We are the self-proclaimed 'cycling capital of Australia', there is still a lot of work to be done but we are leading the nation and at present have the highest per capita participation rate of any state around Australia.

WOMEN'S COMMISSION

WestCycle supports reducing disparities between female and male participation in all aspects cycling from grassroots through to the Boardroom. Recognising the need for equal opportunities and experiences for all female participants in road and track cycling, the Board of CycleSport Western Australia called for expressions of interest for people to sit on the inaugural Women's Commission. We have been incredibly lucky to receive expressions of interest from a very high calibre of individuals and we welcome the following members to the inaugural Womens Commission: Jenny Sammons; Luella Forbes; Sam Bolton; Shannon Miraglia; Verity Keogh and Ian Harrison (CSWA Board Representative).

WOMENS MAINTENANCE SKILLS CLINIC

As part of 2017 International Women's Day initiatives and the WA Mountain Bike Strategy, WestCycle presented a woman's only Mountain Bike Maintenance Workshop in May 2017. Hosted by the Bike Dr, women joined in a hands on friendly and informal workshop learning not only entry level MTB maintenance but also developing skills to increase their confidence out on the trail. As one participant put it, 'knowledge is empowerment'!



PARTICIPATION (CONTINUED)

BIKE WEEK

Building on the success of 2016, the Department of Transport and WestCycle partnered again to deliver Bike Week 2017. Running from Friday 17th March to Sunday 26th March, Bike Week 2017 was an exciting and fun celebration of cycling for transport. Over 100 events took place with a good spread of regional and metro events. An estimated 20,000 people participated in Bike Week 2017 events. The event line-up featured old favourites like social rides, treasure hunts and community breakfasts but also saw new events such as Famous Sharron's music video and a mini bike festival which included the use of the new Bayswater Bike Boulevard. Many of these events were made possible by the Department of Transport's highly oversubscribed competitive grants program which saw \$30,000 awarded to community organisations, cycling groups and local governments.

LITTLE CRITTERS AND NEW RACER PROGRAMS

The highly successful Ring Summer Criterium Series included the Little Critters Program along with the New Racer Program, both designed to encourage participation in the sport of cycling. Creating opportunities and products for people to engage with cycling is critical in increasing participation over the longer term. Both these programs were very well supported and we look forward to them becoming even more prominent in the 2017-18 Ring Criterium Series.

BMX MINI WHEELERS AND SPROCKETS

BMX Sports WA's participation programs continue to provide a brilliant platform for young children to get into cycling. With the continuing success of the thriving Mini Wheeler program (Aged 2-4 years) BMX Sports WA have seen ongoing growth in this program at both a Club and State level. This then allows young riders to easily transition onto a pedal bike, into the next level participation class Sprocket Rocket (Aged 5-7 years). Membership and event numbers in both these highly successful programs continues to grow.

PHOTO CREDIT: Andrew Petricevich, Perth BMX Photography, www.perthbmx.com



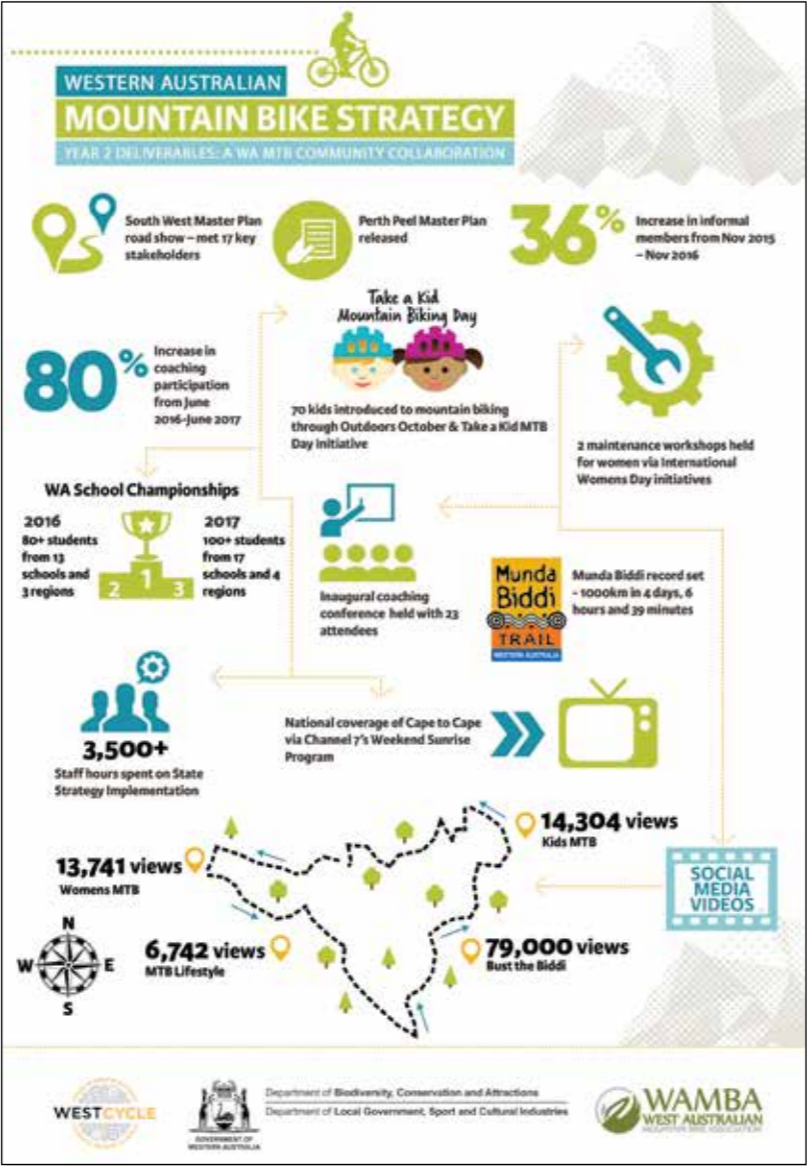
PARTICIPATION (CONTINUED)

EVENTS ADVISORY GROUP

There are literally thousands of different cycling events happening in Western Australia on an annual basis. Many of these events are appealing to the same rider type so it's important that we all work together to ensure we maximise participation at events and make them financially viable rather than cannibalising each other. In light of this an Events Advisory group is being established with the initial focus on calendar alignment and removing conflicts, it will then look at opportunities including event innovation, cost reduction and collaboration. The Events Advisory Group will be made up of a range of WestCycle's member organisations and we look forward to positive outcomes this group will achieve.

MOUNTAIN BIKE PARTICIPATION

Mountain Bike participation continues to increase throughout the State. Under the leadership of Peta Demidenko, WestCycle's Mountain Bike Manager, with the support of the Departments of Local Government, Sport and Cultural Industries and Biodiversity, Conservation and Attractions we continue to make significant progress towards creating Western Australia as a mountain bike mecca from grass roots to elite.



SAFETY AND IMAGE

We continue to work with the State Government on cycling safety initiatives, meeting regularly with the Road Safety Commission and key politicians. We have strong relationships with all key Government partners and always work towards being professional, constructive and positive in our advocacy for cycling. WestCycle aims to improve the image of cycling in the community. It takes all road users respecting each other to create a more harmonious and safe environment to ride in. We aim to shift the public dialogue from a 'war on our roads' to one of mutual understanding and respect. This is a culture change that wont happen over night, it requires a sustained, consistent and specific message to the public to dispel myths and frame cycling as a positive activity for the entire community.

MINIMUM PASSING DISTANCE

WestCycle had been advocating for the introduction of Minimum Passing Distances for well over three years. Our push for it's implementation has been unwavering and we have consistently called on Government to legislate for passing distances to be specified at 1m for 60km/hr or less zone and 1.5m when above it. The Government has listened and we will see the introduction on 30th November 2017. There is no doubt that this coupled with a strong education and awareness campaign will make riding safer in our State. We are incredibly proud to have lead the initiative in Western Australia, even at times when we were criticised for doing so.



SAFETY AND IMAGE (CONTINUED)

MIGHT BE A MATE CAMPAIGN

The Road Trauma Trust Account (RTTA) is designed to use money accumulated from certain traffic infringements to make the roads safer for all road users. Historically very little of the RTTA was spent on cycling specific initiatives, something that we pushed to change. In response, the State Government committed to spending more than a million dollars in the last financial year from the Road Trauma Trust Account to increase the safety of bike riders. The ‘Might Be a Mate’ campaign ran across many forms of media from television, radio, outdoor, social media and PR. We would like to acknowledge the work of the Road Safety Commission in developing this campaign.



BEST PRACTICE GUIDES

In the 2016-17 WestCycle, along with our Member organisations launched the Best Practice Guides to cycling. Three modules aimed to address; Riding in a Group; Riding by Yourself; Driving around Cyclists. All three booklets focus on the core principles of Being Alert; Being Predictable; and Being Courteous. Three very simple principles that are relevant regardless of your mode of transport. The guides aim to set a new standard of riding and driving to create a more harmonious environment.



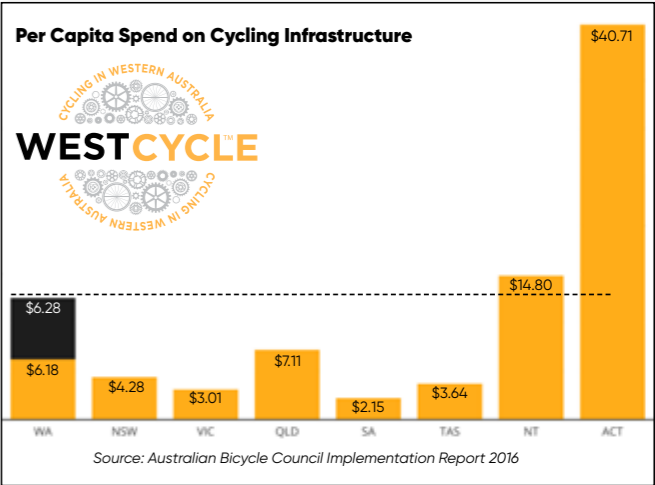
TRANSPORT AND INFRASTRUCTURE

Riding a bike provides the community with many benefits, it reduces congestion, makes a healthier society and in turn reduces the pressure on our health system, there are environmental benefits and pure economic ones. The more people we can get onto bikes as their form of transport the more the entire community will reap the rewards. On the back of the Labor Party election commitments the State Government recently announced a significant increase in the spending on cycling infrastructure. The level of spend is unprecedented in Western Australia and we now have the highest per capita spend on infrastructure of any state within Australia.

The commitment from the state Government is:

- \$129M OVER FOUR YEARS
- \$55M TOWARDS THE SHARED PATH NETWORK
- \$29M IN LOCAL GOVERNMENT GRANTS
- \$45M TO MAJOR PROJECTS

The job is not done though. If we are to reach our goal of having a modal share of 5% we need to significantly invest in the cycle path network for a sustained period of time. Spending money on infrastructure for riding should be the norm, just as building and maintaining roads is and we believe that riding should get a greater share of the overall roads budget if we are to achieve a truly bike friendly state that is supportive of active transport.



TRANSPORT AND INFRASTRUCTURE (CONTINUED)

SPEEDDOME REFURBISHMENT

The State Government, through VenuesWest, invested over \$2 million to upgrade the SpeedDome during the financial year. The refurbishment has seen a brand new track put down and a new roof with improved lighting along with a range of other cosmetic improvements. The improvements to the velodrome now enable us to host a far higher category of competition at the venue and provide a much safer and attractive venue for the sport of track cycling. Creating a strong working relationship with VenuesWest is a key objective of ours to ensure that we can maximise the potential that the venue has and moving into the new year we look forward to investigating opportunities to showcase the venue to the broader riding community.



PERTH AND PEEL MOUNTAIN BIKE MASTER PLAN

Following on from the State Mountain Bike Strategy and the South West Master Plan we were pleased to officially launch the Perth and Peel Mountain Bike Master Plan during the year. The master plan was developed with landowners, land managers, the mountain bike community and other key stakeholders across the two regions.

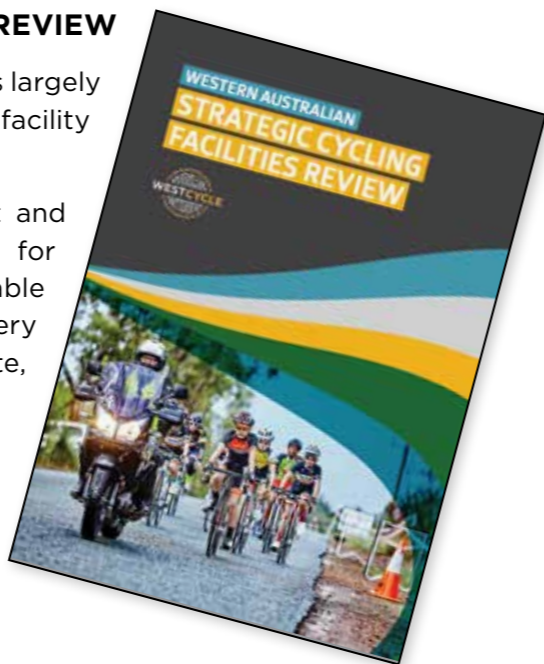


WESTERN AUSTRALIAN CYCLING FACILITIES STRATEGIC REVIEW

Cycling infrastructure development in Western Australia to date has largely focused on bikes as transport and there has been limited dedicated facility provision for sport and recreation riding.


This lack of provision stems from the misconception that sport and recreation cycling, unlike other activities, has no requirement for dedicated facilities. On the contrary, access to safe and sustainable dedicated facilities can yield significant benefits to riders at every stage of every cycling pathway, from local grass-roots to state, national and international level.

During the year WestCycle finalised the Western Australia Cycling Facilities Strategic Review, which was funded by the Department of Local Government, Sport and Cultural Industries. The plan establishes a high level understanding of current provision and the need for dedicated facilities for all disciplines in Western Australia.



SPORTING SUCCESS

During the financial year WestCycle launched the Western Australian Cycling High Performance Strategic Plan. Funded by the Department of Local Government, Sport and Cultural Industries, this plan has set a framework to help shape the successful future of high performance cycling across all disciplines in Western Australia. Under the guidance of WestCycle High Performance Manager, Joe McCarthy, the plan focuses on the state development areas of 13 – 19 year olds and is closely aligned to both the Western Australian Institute of Sport (WAIS) and the National Cycling Organisations objectives. The plan aims to create an environment that supports coaches, athletes and team performance on the National stage. Our ambition is to be the number one ranked state across all disciplines by 2020 and sets benchmark targets to achieve this.



THE RING CRITERIUM SERIES AND ELEMENT ROAD SERIES

Working with the Board of CycleSportWA we launched the inaugural Ring Summer Criterium Series and Element Winter Road Series. Both Series aim to bring a consistent, high level of racing to the calendar and both have been immensely popular with the members of CycleSportWA. The Ring saw the return of high street racing when the Finale event, The Ring Encore, was held in Leederville in April. The size of the crowd was testament to the latent demand for high level criterium racing in the State and we look forward to brining both series back bigger and better next year.



Stantons International Audit and Consulting Pty Ltd
trading as
Stantons International
Chartered Accountants and Consultants

PO Box 1908
West Perth WA 6872
Australia
Level 2, 1 Walker Avenue
West Perth WA 6005
Australia
Tel: +61 8 9481 3188
Fax: +61 8 9321 1204
ABN: 84 144 581 519
www.stantons.com.au

**INDEPENDENT AUDITOR'S REPORT
TO THE MEMBERS OF
WESTCYCLE INCORPORATED**

Report on the Audit of the Financial Report

We have audited the accompanying financial report, being a special purpose financial report, of Westcycle Incorporated (the Association), which comprises the Assets and Liabilities Statement as at 30 June 2017, the Income and Expenditure Statement, Statement of Changes in Equity and Statement of Cash Flows for the year then ended, notes comprising a summary of significant accounting policies and other explanatory information, and the director's declaration.

In our opinion, the financial report of Westcycle Incorporated is in accordance with the *Western Australian Associations Incorporation Act 2015* and is appropriate to meet the needs of the members, including:

- (a) giving a true and fair view of the registered entity's Assets and Liabilities Statement as at 30 June 2017 and of its financial performance for the year 2017 then ended; and
- (b) complying with Australian Accounting Standards and the *Western Australian Associations Incorporation Act 2015*.

Basis for opinion

We conducted our audit in accordance with Australian Auditing Standards. Our responsibilities under those standards are further described in the Auditor's Responsibilities for the Audit of the Financial Report section of our report. We are independent of the registered entity in accordance with the ethical requirements of the Accounting Professional and Ethical Standards Board's APES 110 Code of Ethics for Professional Accountants (the Code) that are relevant to our audit of the financial report in Australia. We have also fulfilled our other ethical responsibilities in accordance with the Code.

We believe that the audit evidence we have obtained is sufficient and appropriate to provide a basis for our opinion.

Responsibilities of Responsible Entities for the Financial Report

The responsible entities of the registered entity are responsible for the preparation of the financial report that gives a true and fair view and have determined that the basis of preparation described in Note 1 to the financial report is appropriate to meet the requirements of the *Western Australian Associations Incorporation Act 2015* and the needs of the members. The responsible entities' responsibility also includes such internal control as the responsible entities determine is necessary to enable the preparation of a financial report that gives a true and fair view and is free from material misstatement, whether due to fraud or error.

Liability limited by a scheme approved under Professional Standards Legislation

Member of Russell Bedford International

Stantons International

In preparing the financial report, the responsible entities are responsible for assessing the registered entity's ability to continue as a going concern, disclosing, as applicable, matters relating to going concern and using the going concern basis of accounting unless the responsible entities either intend to liquidate the registered entity or to cease operations, or have no realistic alternative but to do so.

The responsible entities are responsible for overseeing the registered entity's financial reporting process.

Auditor's Responsibilities for the Audit of the Financial Report

Our objectives are to obtain reasonable assurance about whether the financial report as a whole is free from material misstatement, whether due to fraud or error, and to issue an auditor's report that includes our opinion. Reasonable assurance is a high level of assurance, but is not a guarantee that an audit conducted in accordance with Australian Auditing Standards will always detect a material misstatement when it exists. Misstatements can arise from fraud or error and are considered material if, individually or in the aggregate, they could reasonably be expected to influence the economic decisions of users taken on the basis of the financial report.

As part of an audit in accordance with the Australian Auditing Standards, we exercise professional judgement and maintain professional scepticism throughout the audit. We also:

- Identify and assess the risks of material misstatement of the financial report, whether due to fraud or error, design and perform audit procedures responsive to those risks, and obtain audit evidence that is sufficient and appropriate to provide a basis for our opinion. The risk of not detecting a material misstatement resulting from fraud is higher than for one resulting from error, as fraud may involve collusion, forgery, intentional omissions, misrepresentations, or the override of internal control.
- Obtain an understanding of internal control relevant to the audit in order to design audit procedures that are appropriate in the circumstances, but not for the purpose of expressing an opinion on the effectiveness of the registered entity's internal control.
- Evaluate the appropriateness of accounting policies used and the reasonableness of accounting estimates and related disclosures made by responsible entities.
- Conclude on the appropriateness of the responsible entities' use of the going concern basis of accounting and, based on the audit evidence obtained, whether a material uncertainty exists related to events or conditions that may cast significant doubt on the registered entity's ability to continue as a going concern. If we conclude that a material uncertainty exists, we are required to draw attention in our auditor's report to the related disclosures in the financial report or, if such disclosures are inadequate, to modify our opinion. Our conclusions are based on the audit evidence obtained up to the date of our auditor's report. However, future events or conditions may cause the registered entity to cease to continue as a going concern.
- Evaluate the overall presentation, structure and content of the financial report, including the disclosures, and whether the financial report represents the underlying transactions and events in a manner that achieves fair presentation.

We communicate with the responsible entities regarding, among other matters, the planned scope and timing of the audit and significant audit findings, including any significant deficiencies in internal control that we identify during our audit.

Stantons International

Basis of Accounting

Without modifying our opinion, we draw attention to Note 1 to the financial report, which describes the basis of accounting. The financial report has been prepared to assist Westcycle Incorporated to meet the requirements of the Western Australian Associations Incorporation Act 2015. As a result, the financial report may not be suitable for another purpose.

STANTONS INTERNATIONAL AUDIT AND CONSULTING PTY LIMITED
(An Authorised Audit Company)

Stantons International
[Signature]

Samir R Tirodkar
Director

West Perth, Western Australia
31 October 2017



**SPECIAL PURPOSE FINANCIAL STATEMENTS
FOR THE PERIOD 1 JULY 2016 TO 30 JUNE 2017**
WESTCYCLE INCORPORATED
ABN: 35 563 134 343

CONTENTS

DIRECTOR’S REPORT	28
STATEMENT BY THE MEMBERS OF THE BOARD	32
INCOME & EXPENDITURE STATEMENT	33
ASSETS AND LIABILITIES STATEMENT	34
STATEMENT OF CHANGES IN EQUITY	35
STATEMENT OF CASH FLOWS	36
NOTES TO THE FINANCIAL STATEMENTS	37
INDEPENDENT AUDIT REPORT	22



DIRECTOR'S REPORT

DIRECTORS

The names of the directors in office at the date of this report are:

- Neil Hackett
- Brad Pettitt
- Rod Annear
- Paul Lavery
- Jane Cutler
- Mike Rendell
- Hayley Lawrance
- Gary McGrath
- Kellie Lewis

PRINCIPAL ACTIVITIES

WestCycle is the state governing body for cycling in WA embracing the competitive, recreation and transport elements of cycling. It is an incorporated not for profit organisation with an independent board of directors.

WestCycle aspires to be the catalyst for cycling in WA by actively promoting cycling and by creating a framework that allows its member organisations and the broader cycling community to increase their capability to deliver cycling outcomes.

OPERATING RESULTS

The operating surplus/(deficit) for the period amounted to \$836.

LIKELY FUTURE DEVELOPMENTS

The entity will continue to bring the Western Australia cycling community together as a united voice, with a joint vision of a cohesive, successful, identifiable and thriving cycling community.

DIRECTORS' BENEFITS

No remuneration is paid to any director as they are all voluntary positions.

DIRECTOR'S REPORT (CONTINUED)

INFORMATION ON DIRECTORS

CURRENT DIRECTORS

NEIL HACKETT	Chairman and Independent Director
KELLIE LEWIS	Deputy Chair - Independent Director
ROD ANNEAR	Elected Director - Recreation Cycling
PAUL LAVERY	Elected Director - Transport Cycling
MIKE RENDELL	Elected Director - Competitive Cycling
JANE CUTLER	Independent Director
BRAD PETTITT	Independent Director
HAYLEY LAWSTANCE	Independent Director
GARY McGRATH	Independent Director



MEETINGS OF DIRECTORS

The number of meetings of directors held during the year and the number of meetings attended by each director were as follows:

NAME OF DIRECTOR	NUMBER OF MEETINGS ELIGIBLE TO ATTEND	NUMBER OF MEETINGS ATTENDED
NEIL HACKETT	10	10
KELLIE LEWIS	10	7
ROD ANNEAR	10	10
PAUL LAVERY	10	10
MIKE RENDELL	10	8
JANE CUTLER	10	10
BRAD PETTITT	10	7
HAYLEY LAWRENCE	10	8
GARY McGRATH	10	7

SIGNIFICANT CHANGES IN THE STATE OF AFFAIRS

There have been no significant changes in the state affairs of the Association during the financial year which have not been disclosed in the financial statements.

EVENTS SUBSEQUENT TO BALANCE DATE


WestCycle has received the following grants since 30 June 2017:

DEPARTMENT OF SPORT & RECREATION	\$ 165,000
----------------------------------	------------


Other than the above, the directors are not aware of any circumstances that have significantly or may significantly affect the operations of the Association, the results of those operations, or the state of affairs of the Association in subsequent financial years.

Dated at Perth this 31st day of October 2017

Signed in accordance with resolution of the board of directors:



CHAIRMAN



CHIEF EXECUTIVE OFFICER

WESTCYCLE INCORPORATED
STATEMENT BY THE MEMBERS OF THE BOARD


The board of directors has determined that the Association is not a reporting entity and that this special purpose financial report should be prepared in accordance with the accounting policies outlined in Note 1 to the financial statements.

In the opinion of the board, the financial statements for the financial year ending 30 June 2017 as set out in the Statement of Financial Position, Statement of Income and Expenditure, Statement of Cash Flows, Statement of Changes in Equity and Notes to and forming Part of the Accounts -

- 1. Present a true and fair view of the financial position of WestCycle Incorporated as at 30 June 2017 and for the year then ended.
- 2. At the date of this statement there are reasonable grounds to believe that WestCycle Incorporated will be able to pay its debts as and when they become due and payable.

This statement is made in accordance with a resolution of the board and is signed for and on behalf of the board by:


CHAIRMAN


CHIEF EXECUTIVE OFFICER

Dated at Perth this 31st day of October 2017

STATEMENT OF INCOME & EXPENDITURE
FOR THE YEAR ENDED 30 JUNE 2017

	2017	2016
	\$	\$
INCOME		
UNEXPENDED GRANTS CARRIED FORWARD	72,250	93,753
GRANT INCOME	2872,577	768,415
REVENUE FROM OPERATIONS	3365,426	266,697
OTHER INCOME	4133,607	79,450
TOTAL INCOME	1,443,860	1,208,315
EXPENDITURE		
GRANTS PAID	5104,508	124,342
EXPENSES FROM OPERATIONS	5122,340	76,659
CONTRACTOR FEES	565,812	55,411
ADMINISTRATION EXPENSES	5132,115	110,097
EMPLOYEE BENEFIT EXPENSE	5664,378	589,308
ADVERTISING	590,765	57,948
INSURANCE	55,845	6,808
OCCUPANCY COST	562,570	71,911
AUDIT FEES	6,000	6,000
ACCOUNTING & LEGAL FEES	22,526	12,872
DEPRECIATION	5,950	11,491
TOTAL EXPENDITURE	1,282,811	1,122,847
SURPLUS BEFORE TRANSFER	161,049	85,468
TRANSFER TO UNEXPENDED GRANTS	160,213	(72,250)
NET SURPLUS TO ACCUMULATED FUNDS	836	13,218

THE ACCOMPANYING NOTES FORM PART OF THE FINANCIAL STATEMENTS

STATEMENT OF ASSETS AND LIABILITIES FOR THE YEAR ENDED 30 JUNE 2017

		2017 \$	2016 \$
CURRENT ASSETS			
CASH AND CASH EQUIVALENTS	6	407,271	347,589
OTHER RECEIVABLES	8	49,546	28,931
TOTAL CURRENT ASSETS		456,817	376,520
NON-CURRENT ASSETS			
PROPERTY PLANT AND EQUIPMENT	7	37,106	36,560
OTHER RECEIVABLES	8	5,500	5,500
TOTAL NON-CURRENT ASSETS		42,606	42,060
TOTAL ASSET		499,423	418,580
CURRENT LIABILITY			
TRADE & OTHER PAYABLES	9	70,057	69,478
PROVISIONS	10	13,201	21,737
UNEXPIRED GRANTS/RECEIPTS	11	160,213	72,250
TOTAL CURRENT LIABILITIES		243,471	163,465
NON-CURRENT LIABILITIES			
TRADE AND OTHER PAYABLES	9	3,117	3,117
TOTAL NON-CURRENT LIABILITIES		3,117	3,117
TOTAL LIABILITIES		246,589	166,582
NET ASSETS		252,834	251,998
ACCUMULATED FUNDS			
OPENING BALANCE AT 1 JULY		251,998	238,780
CURRENT PERIOD SURPLUS		836	13,218
BALANCE ACCUMULATED FUNDS		252,834	251,998

THE ACCOMPANYING NOTES FORM PART OF THE FINANCIAL STATEMENTS

STATEMENT OF CHANGES IN EQUITY FOR THE YEAR ENDED 30 JUNE 2017

	2017 \$	2016 \$
ACCUMULATED FUNDS BALANCE AT THE COMMENCEMENT OF THE YEAR	251,998	238,780
GROSS SURPLUS (DEFICIT) FROM OPERATIONS	161,049	85,468
TRANSFER OUT TO UNEXPENDED GRANTS	(160,213)	(72,250)
ACCUMULATED FUNDS BALANCE AT 30 JUNE 2017	252,834	251,998

THE ACCOMPANYING NOTES FORM PART OF THE FINANCIAL STATEMENTS

STATEMENT OF CASH FLOWS

CASH FLOWS FROM ACTIVITIES DURING PERIOD	2017	2016
	\$	\$
GRANTS RECEIVED	872,577	768,415
GRANTS PAID	(104,508)	(124,342)
PAYMENTS TO SUPPLIERS, CONSULTANTS AND EMPLOYEES	(1,180,310)	(954,177)
INTEREST RECEIVED	6,973	6,973
OTHER INCOME RECEIVED	471,446	310,995
NET CASH OUTFLOW FROM ACTIVITIES DURING PERIOD	1266,178	7,864
CASH FLOWS FROM INVESTING ACTIVITIES		
DEPOSITS PAID	-	-
ACQUISITION OF PLANT AND EQUIPMENT	(6,496)	-
NET CASH OUTFLOW FROM INVESTING ACTIVITIES	(6,496)	-
CASH FLOWS FROM FINANCING ACTIVITIES		
DEPOSIT RECEIVED	-	-
NET CASH FLOWS FROM FINANCING ACTIVITIES	-	-
NET INCREASE IN CASH HELD	59,682	7,864
CASH AT THE BEGINNING OF FINANCIAL PERIOD	347,589	339,725
CASH AT THE END OF THE FINANCIAL PERIOD	6407,271	347,589

NOTES TO AND FORMING PART OF THE FINANCIAL STATEMENTS FOR THE PERIOD 1 JULY 2016 TO 30 JUNE 2017

NOTE 1: STATEMENT OF SIGNIFICANT ACCOUNTING POLICIES

The principal accounting policies adopted in the preparation of the financial report are set out below.

SIGNIFICANT ACCOUNTING POLICIES AND BASIS OF PREPARATION

The Directors have determined that the financial report presented is a special purpose financial report prepared to satisfy the financial reporting requirements of the Associations Incorporation Act 2015 (Western Australia) and as required by its Constitution. The Board has determined that WestCycle Incorporated is not a reporting entity. The following material accounting policies adopted on the incorporation of the entity, unless otherwise stated, have been consistently applied in the preparation of this financial report.

The financial report has been prepared in accordance with the requirements of the Associations Incorporation Act 2015 (Western Australia) and applicable Australian Accounting Standards.

The financial report has been prepared on an accruals basis and is based on historic costs and does not take into account changing money values or, except where specifically stated, the current valuation of non-current assets.

GRANTS AND OTHER CONTRIBUTIONS REVENUE

Grants, donations, gifts and other non-reciprocal contributions are recognised as revenue when WestCycle obtains control over the assets comprising the contributions. Control is normally obtained upon their receipt.

If conditions are attached to the grant that must be satisfied before Westcycle is eligible to receive the contribution, recognition of the grant as revenue will be deferred until those conditions are satisfied.

As at 30 June each year, funds received by WestCycle which have not been expended are recognised as a current liability. These funds are then transferred and recognised in the Statement of Income and Expenditure for the following year. Contributions are recognised at their fair value. Contributions of services are only recognised when a fair value can be reliably determined and the services would be purchased if not donated.

GRANTS AND OTHER CONTRIBUTIONS PAID

Grants, donations, gifts and other non-reciprocal distributions are fully expensed during the financial year in which the payment was made, irrespective of whether the receiving party has met the conditions set out in the agreement or not. If conditions are not satisfied, grant distributions can be recovered from receiving parties or grant distributions adjusted in future years.

NOTES TO AND FORMING PART OF THE FINANCIAL STATEMENTS FOR THE PERIOD 1 JULY 2016 TO 30 JUNE 2017

NOTE 1: STATEMENT OF SIGNIFICANT ACCOUNTING POLICIES CONT...

ACQUISITIONS OF ASSETS

The cost method of accounting is used for all acquisitions of assets. Cost is measured as the fair value of the assets given up or liabilities undertaken at the date of acquisition plus incidental costs directly attributable to the acquisition.

Assets costing less than \$500 may be expensed in the year of acquisition (other than where they form part of a group of similar items which are significant in total).

All non-current assets having a limited useful life are systematically depreciated over their estimated useful lives in a manner which reflects the consumption of their future economic benefits.

Property, plant and equipment are carried at cost less accumulated depreciation and impairment losses.

Depreciation is calculated on a diminishing value basis to apportion the net cost of each item of property, plant and equipment over its expected useful life to the Association. Estimates of remaining useful lives are made on an annual basis for all assets. Depreciation is expensed as a operating expenditure in the year in which it is incurred. The depreciation rates used for each class of asset are as follows:

COMPUTER EQUIPMENT	40.00%
FURNITURE AND FIXTURES	12.50%
ALL OTHER PLANT AND EQUIPMENT	20.00%

LEASES

The only leases currently operated through WestCycle are leases for the purpose of the use of office space.

CASH

For the purpose of the Statement of Cash Flows, cash includes cash assets and restricted cash assets net of outstanding bank overdrafts, if any. These include short-term deposits that are readily convertible to cash on hand and are subject to insignificant risk of changes in value.

INVESTMENTS

Investments are brought to account at the lower of cost and recoverable amount. Interest revenues have been recognised as they were received.

THE ACCOMPANYING NOTES FORM PART OF THE FINANCIAL STATEMENTS

NOTES TO AND FORMING PART OF THE FINANCIAL STATEMENTS FOR THE PERIOD 1 JULY 2016 TO 30 JUNE 2017

NOTE 1: STATEMENT OF SIGNIFICANT ACCOUNTING POLICIES CONT...

WEBSITE COSTS

Costs in relation to web sites controlled by WestCycle have been charged as expenses in the period in which they are incurred.

PAYABLES

Payables, including accruals not yet billed, are recognised when WestCycle become obliged to make future payments as a result of a purchase of assets or provision of services, or where there is a commitment for future services.

EMPLOYEE ENTITLEMENTS

Provision is made for the Association’s liability for employee entitlements arising from services rendered by employees to the reporting date. Employee entitlements for wages and salaries, annual leave and long service leave have been measured as follows;

(i) Annual leave

This benefit is recognised at the reporting date in respect to employees’ services up to that date and is measured at the current remuneration rate, applicable to each employee.

(ii) Long service leave

Leave benefits are calculated at current remuneration rates and based on the accrued liability to the reporting date. A liability for long service leave has been recognised from the commencement date of each employee based on the need to recognise the contribution to this future expense, from funding received. An actuarial assessment of long service leave has not been undertaken. It is considered that this treatment of the liability for long service leave provides a conservative provision where future funding levels are uncertain.

(iii) Superannuation

WestCycle contributes to superannuation funds of the employee’s choice in compliance with the Commonwealth Government’s Superannuation Guarantee (Administration) Act 1992. All these funds comply with the legislation applying to administration of superannuation and retirement benefit arrangements, specifically with regard to the preservation of employer contributions and the portability of funds to alternate providers.

ROUNDING OF AMOUNTS

Amounts in the financial statements have been rounded to the nearest dollar.

THE ACCOMPANYING NOTES FORM PART OF THE FINANCIAL STATEMENTS

NOTES TO AND FORMING PART OF THE FINANCIAL STATEMENTS FOR THE PERIOD 1 JULY 2016 TO 30 JUNE 2017

NOTE 1: STATEMENT OF SIGNIFICANT ACCOUNTING POLICIES CONT...

TAXATION AND GOODS AND SERVICES TAX

The Association promotes cycling in the state of Western Australia and is classed as exempt from Income Tax by virtue of Division 50 of the Income Tax Assessment Act 1997.

The net amount of goods and services tax recoverable from or payable to the Australian Taxation Office is included as a current asset or liability in the balance sheet. Revenue, expenses and assets are recognised net of the GST. Trade receivables and payables are stated with the amount of GST included.

RECEIVABLES

The recoverability of receivables is assessed at balance date and debts that are known to be uncollectible are written off.

THE ACCOMPANYING NOTES FORM PART OF THE FINANCIAL STATEMENTS

NOTES TO AND FORMING PART OF THE FINANCIAL STATEMENTS FOR THE PERIOD 1 JULY 2016 TO 30 JUNE 2017

PAYABLES

These amounts represent liabilities for goods and services provided to the Association prior to the end of the financial period which are unpaid. Trade payables are normally settled within 30 days.

	2017	2016
	\$	\$
NOTE 2 GRANT INCOME		
GRANT FROM DEPARTMENT OF SPORTS & RECREATION (EXCLUDE DEFERRED GRANT INCOME)	700,000	656,000
GRANT FROM DEPARTMENT OF TRANSPORT	77,355	73,415
GRANT FROM LOTTERYWEST	-	33,500
GRANT FROM DEPARTMENT OF PARKS AND WILDLIFE	20,000	5,500
	872,577	768,415
NOTE 3 REVENUE FROM OPERATIONS		
MEMBERSHIP FEES	121,862	127,437
PARTICIPANT FEES	211,897	110,817
OTHER	31,667	28,443
	365,426	266,697
NOTE 4 OTHER INCOME		
INTEREST INCOME	3,338	6,973
RENTAL INCOME	24,401	25,844
COST RECOVERIES	105,868	46,633
	133,607	79,450

THE ACCOMPANYING NOTES FORM PART OF THE FINANCIAL STATEMENTS

**NOTES TO AND FORMING PART OF THE FINANCIAL
STATEMENTS FOR THE PERIOD 1 JULY 2016 TO 30 JUNE 2017**

	2017 \$	2016 \$
NOTE 5 EXPENSES FROM CONTINUING OPERATIONS		
GRANTS PAID	104,508	124,342
	104,508	124,342
EXPENSES FROM OPERATIONS		
INSTRUCTOR FEES	10,533	28,368
EVENT ENTRY FEES	2,742	18,638
OTHER FEES	109,065	29,653
	122,340	76,659
CONTRACTOR FEES		
CONTRACTOR FEES	65,812	55,411
	65,812	55,411
ADMINISTRATION EXPENSES		
TRAVEL AND ACCOMMODATION	67,022	31,770
SOFTWARE AND SUPPORT	8,739	19,915
OTHER ADMINISTRATIVE EXPENSES	56,355	58,412
	132,116	110,097
EMPLOYEE BENEFITS EXPENSES		
WAGES AND SALARIES	622,058	522,826
LEAVE ENTITLEMENTS	(13,728)	17,055
OTHER PAYROLL EXPENSES	56,049	49,427
	664,378	589,308

THE ACCOMPANYING NOTES FORM PART OF THE FINANCIAL STATEMENTS

**NOTES TO AND FORMING PART OF THE FINANCIAL
STATEMENTS FOR THE PERIOD 1 JULY 2016 TO 30 JUNE 2017**

	2017 \$	2016 \$
NOTE 5 EXPENSES FROM CONTINUING OPERATIONS		
ADVERTISING		
PUBLICATIONS	27,723	40,180
OTHER	63,042	17,768
	90,765	57,948
INSURANCE		
WORKCOVER INSURANCE	5,845	6,808
	5,845	6,808
OCCUPANCY COST		
OFFICE RENTAL	62,570	71,328
OTHER OCCUPANCY COST	-	583
	62,570	71,911
NOTE 6 CASH & CASH EQUIVALENTS		
CASH AT BANK	407,271	347,589
	407,271	347,589
NOTE 7 PROPERTY PLANT AND EQUIPMENT		
PLANT AND EQUIPMENT AT COST	89,645	88,815
LESS: ACCUMULATED DEPRECIATION	(52,539)	(52,255)
	37,106	36,560
NOTE 8 RECEIVABLES		
CURRENT RECEIVABLES		
TRADE RECEIVABLES	49,546	28,931
	49,546	28,931
NON-CURRENT RECEIVABLES		
SECURITY DEPOSIT	5,500	5,500
	5,500	5,500

THE ACCOMPANYING NOTES FORM PART OF THE FINANCIAL STATEMENTS

**NOTES TO AND FORMING PART OF THE FINANCIAL
STATEMENTS FOR THE PERIOD 1 JULY 2016 TO 30 JUNE 2017**

		2017 \$	2016 \$
NOTE 9	TRADE AND OTHER PAYABLES		
	CURRENT PAYABLES		
	TRADE AND OTHER PAYABLES	33,682	52,507
	TAX LIABILITIES	29,776	10,731
	ACCRUALS	6,600	6,240
		70,058	69,478
	NON-CURRENT PAYABLES		
	DEPOSIT HELD	3,117	3,117
NOTE 10	PROVISIONS		
	PROVISION FOR LEAVE ENTITLEMENTS	13,201	21,737
		13,201	21,737
NOTE 11	UNEXPIRED GRANTS/RECEIPTS		
	UNEXPENDED GRANT DURING PERIOD	160,213	72,250
		160,213	72,250

THE ACCOMPANYING NOTES FORM PART OF THE FINANCIAL STATEMENTS

**NOTES TO AND FORMING PART OF THE FINANCIAL
STATEMENTS FOR THE PERIOD 1 JULY 2016 TO 30 JUNE 2017**

		2017 \$	2016 \$
NOTE 12	RECONCILIATION ON CASH FLOW FROM OPERATING ACTIVITIES		
	NET INCOME	836	13,218
	ADJUSTMENT FOR NON-CASH ITEMS		
	DEPRECIATION	5,950	11,491
	CHANGE IN OPERATING ASSETS AND LIABILITIES		
	DECREASE IN UNSPENT GRANT	87,963	(21,503)
	INCREASE/(DECREASE) IN TRADE AND OTHER RECEIVABLES	(20,615)	(28,552)
	INCREASE/(DECREASE) IN TRADE AND OTHER PAYABLES	580	19,765
	INCREASE/(DECREASE) IN PROVISIONS	(8,536)	13,445
	NET CASH OUTFLOW FROM OPERATING ACTIVITIES	66,178	7,864
NOTE 13	AUDITOR'S REMUNERATION		
	REMUNERATION OF THE AUDITOR OF THE COMPANY FOR		
	- AUDITING OR REVIEW THE FINANCIAL REPORT	6,000	6,000
		6,000	6,000
NOTE 14	COMMITMENTS AND CONTINGENCIES		
	Other than those stated elsewhere in this financial report, there were no commitments or contingencies at 30 June 2017		

THE ACCOMPANYING NOTES FORM PART OF THE FINANCIAL STATEMENTS

NOTES TO AND FORMING PART OF THE FINANCIAL STATEMENTS **FOR THE PERIOD 1 JULY 2016 TO 30 JUNE 2017**

NOTE 15 SUBSEQUENT EVENTS

WestCycle has received the following grants since 30 June 2017:

DEPARTMENT OF SPORT & RECREATION \$165,000

Other than the above, the directors are not aware of any circumstances that have significantly or may significantly affect the operations of the Association, the results of those operations, or the state of affairs of the Association in subsequent financial years.

**NOTE 16 GRANTS UTILISATION
RECEIPTS**

UNEXPENDED GRANTS CARRIED FORWARD

GRANTS RECEIVED DURING THE FINANCIAL YEAR

DISBURSEMENTS OF GRANTS

EXPENSES THROUGH STATEMENT OF INCOME AND EXPENDITURE

GRANTS DEFERRED TO THE NEXT FINANCIAL YEAR

2017	2016
\$	\$
72,250	93,753
872,577	768,415
(784,614)	(789,918)
160,213	72,250

END OF FINANCIAL REPORT.

THE ACCOMPANYING NOTES FORM PART OF THE FINANCIAL STATEMENTS



Street Address:

105 Cambridge Street
West Leederville
WA 6007

Telephone: 08 6336 9688

Email: info@westcycle.org.au

Web: westcycle.org.au

ABN: 36 563 134 343



GOVERNMENT OF
WESTERN AUSTRALIA

Department of
**Local Government, Sport
and Cultural Industries**